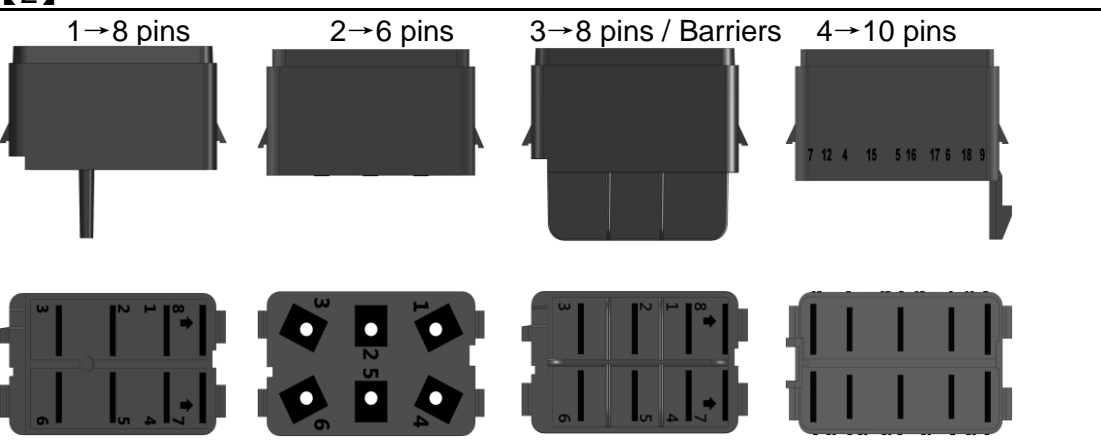



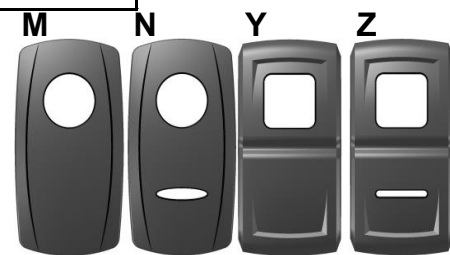
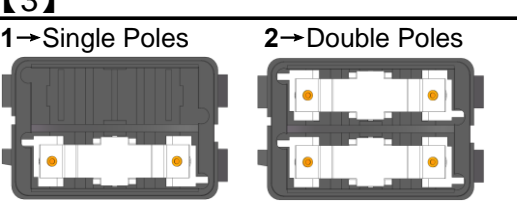

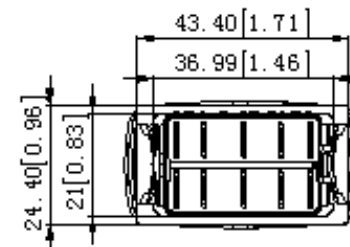
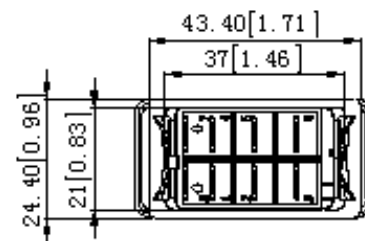
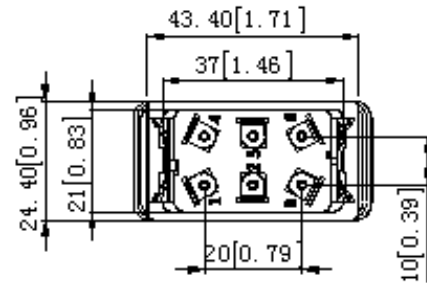
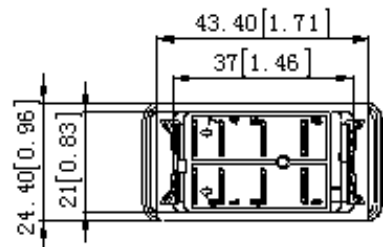
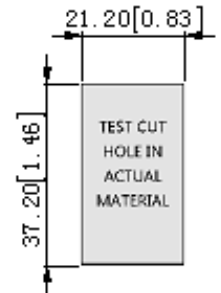
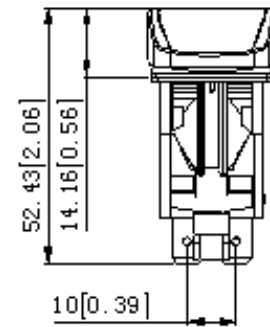
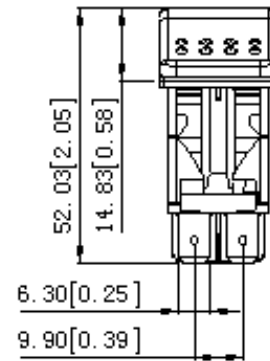
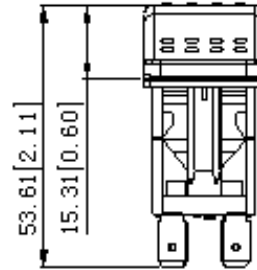
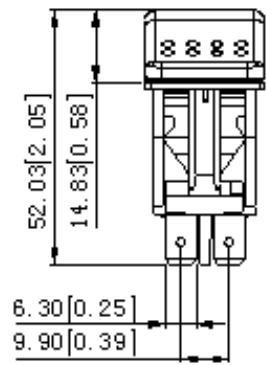
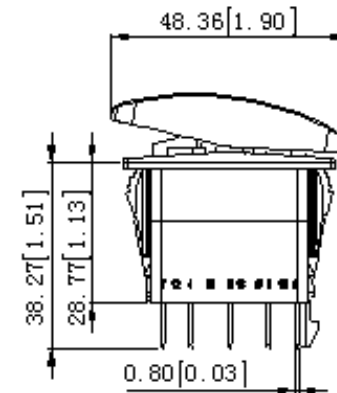
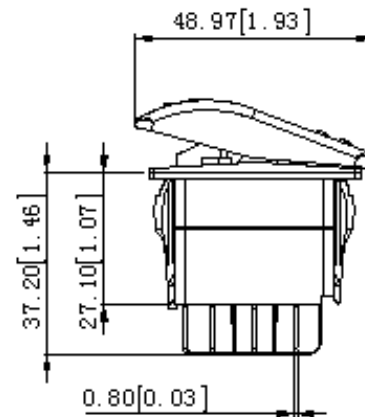
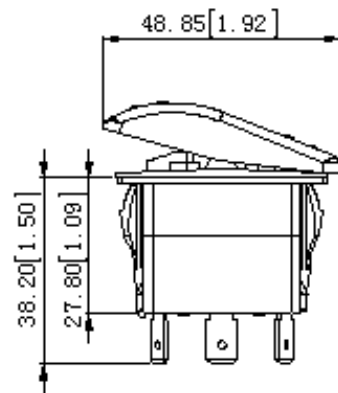
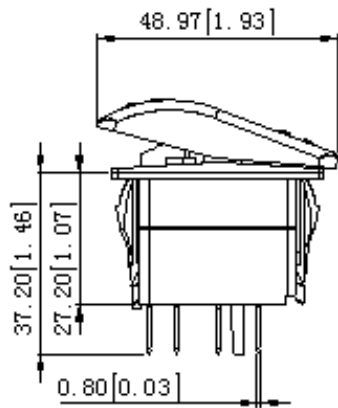


DR	【 1 】	【 2 】	【 3 】	【 4 】	【 5 】	【 6 】	【 7 】	【 8 】
	A	Base	Poles	Cover	Light	Terminal Number	Electrical Functions	Lens Colors

<p>【 2 】</p> <p>1→8 pins 2→6 pins 3→8 pins / Barriers 4→10 pins</p> 	<p>【 5 】</p> <p>0→0-Light</p>  <p>1→1-Light</p>  <p>2→2-Light</p> 	<p>【 7 】</p> <p>A→ON-OFF B→(ON)-OFF C→ON-ON D→(ON)-ON E→ON-OFF-ON F→(ON)-OFF-ON G→(ON)-OFF-(ON) H→ON-ON-ON I→ON-ON-OFF J→(ON)-ON-OFF K→(ON)-ON-ON</p>	<p>【 8 】</p> <table border="1"> <tr><td>B</td></tr> <tr><td>R</td></tr> <tr><td>G</td></tr> <tr><td>BL</td></tr> <tr><td>OR</td></tr> <tr><td>W</td></tr> </table> <p>M N Y Z</p>  <p>*L.J.X.E. Actuator Laser Engravable</p>	B	R	G	BL	OR	W
B									
R									
G									
BL									
OR									
W									
<p>【 3 】</p> <p>1→Single Poles 2→Double Poles</p> 									
<p>【 4 】</p> <p>1 2 3 4 5 6 7 8 9 K E F G L J X</p> 									



A1: 8 TERMINAL BASE

A2: 6 TERMINAL BASE

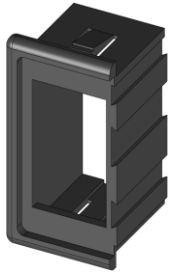
A3: 8 TERMINAL BASE
/ BARRIERS

A4: 10 TERMINAL BASE

ACCESSORIES:

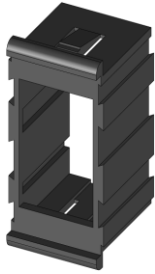
PN-BS1

Mounting Panel End



PN-BS2

Mounting Panel Middle



PN-BS3

Single Mounting Panel




PN-BS4

【Boat】 Switch Labels



PN-BS5

【JEEP】 Switch Labels



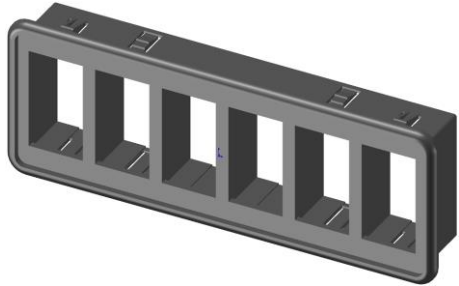
PN-BS6

Hole Plug



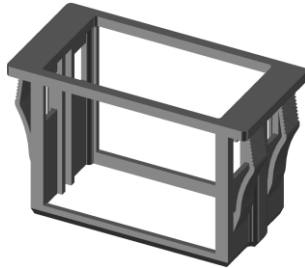
PN-BS11

6 Mounting Panel



PN-BS12

Switch frame



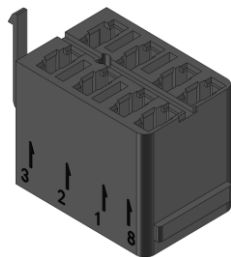
PN-BS7

Actuator Removal Tool



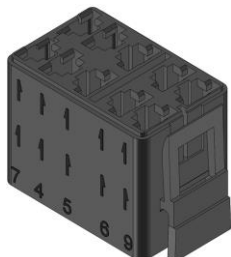
PN-BS8

8 pins Connectors




PN-BS9

10 pins Connectors



DJ623-E6.3

Plug Spring



DJ621-B6.3

Plug Spring (Tongue)



DS2013-L

Dual Port USB



DS2013-E

Dual Port USB



DS-UAR

USB+AUX



DS4010DR

Dual Voltmeter



No Lens

Electrical	Type	Pin	Pin1	Pin2	Pin3	Pin4	Pin5	Pin6	Pin7	Pin8
ON-OFF	SPST	2		Power In [1]	Power Out [1]					
(ON)-OFF	SPST	2		Power In [1]	Power Out [1]					
ON-ON	SPDT	3	Power Out [1]	Power In [1]	Power Out [2]					
(ON)-ON	SPDT	3	Power Out [1]	Power In [1]	Power Out [2]					
ON-OFF-ON	SPDT	3	Power Out [1]	Power In [1]	Power Out [2]					
(ON)-OFF-ON	SPDT	3	Power Out [1]	Power In [1]	Power Out [2]					
(ON)-OFF-(ON)	SPDT	3	Power Out [1]	Power In [1]	Power Out [2]					

ON-OFF	DPST	4		Power In [1]	Power Out [1]		Power In [2]	Power Out [2]		
(ON)-OFF	DPST	4		Power In [1]	Power Out [1]		Power In [2]	Power Out [2]		
ON-ON	DPDT	6	Power Out [1]	Power In [1]	Power Out [2]	Power Out [3]	Power In [2]	Power Out [4]		
(ON)-ON	DPDT	6	Power Out [1]	Power In [1]	Power Out [2]	Power Out [3]	Power In [2]	Power Out [4]		
ON-OFF-ON	DPDT	6	Power Out [1]	Power In [1]	Power Out [2]	Power Out [3]	Power In [2]	Power Out [4]		
(ON)-OFF-ON	DPDT	6	Power Out [1]	Power In [1]	Power Out [2]	Power Out [3]	Power In [2]	Power Out [4]		
(ON)-OFF-(ON)	DPDT	6	Power Out [1]	Power In [1]	Power Out [2]	Power Out [3]	Power In [2]	Power Out [4]		
ON-ON-ON	DPTT	6	Power Out [1]	Power In [1]	Power Out [2]	Power Out [2]	Power In [2]	Power Out [3]		
ON-ON-OFF	DPDT	4		Power In [1]	Power Out [1]		Power In [2]	Power Out [2]		
(ON)-ON-OFF	DPDT	4		Power In [1]	Power Out [1]		Power In [2]	Power Out [2]		
(ON)-ON-(ON)	DPTT	6	Power Out [1]	Power In [1]	Power Out [2]	Power Out [2]	Power In [2]	Power Out [3]		

One Lens

Electrical	Type	Pin	Pin1	Pin2	Pin3	Pin4	Pin5	Pin6	Pin7	Pin8
ON-OFF	SPST	3		Power In [1]	Power Out [1]				Earth	
(ON)-OFF	SPST	3		Power In [1]	Power Out [1]				Earth	

ON-OFF	DPST	5		Power In [1]	Power Out [1]		Power In [2]	Power Out [2]	Earth	
(ON)-OFF	DPST	5		Power In [1]	Power Out [1]		Power In [2]	Power Out [2]	Earth	

Two Lens

Electrical	Type	Pin	Pin1	Pin2	Pin3	Pin4	Pin5	Pin6	Pin7	Pin8
ON-ON	SPDT	4	Power Out [1]	Power In [1]	Power Out [2]				Earth	
(ON)-ON	SPDT	4	Power Out [1]	Power In [1]	Power Out [2]				Earth	
ON-OFF-ON	SPDT	4	Power Out [1]	Power In [1]	Power Out [2]				Earth	
(ON)-OFF-ON	SPDT	4	Power Out [1]	Power In [1]	Power Out [2]				Earth	
(ON)-OFF-(ON)	SPDT	4	Power Out [1]	Power In [1]	Power Out [2]				Earth	

ON-ON	DPDT	7	Power Out [1]	Power In [1]	Power Out [2]	Power Out [3]	Power In [2]	Power Out [4]	Earth	
(ON)-ON	DPDT	7	Power Out [1]	Power In [1]	Power Out [2]	Power Out [3]	Power In [2]	Power Out [4]	Earth	
ON-OFF-ON	DPDT	7	Power Out [1]	Power In [1]	Power Out [2]	Power Out [3]	Power In [2]	Power Out [4]	Earth	
(ON)-OFF-ON	DPDT	7	Power Out [1]	Power In [1]	Power Out [2]	Power Out [3]	Power In [2]	Power Out [4]	Earth	
(ON)-OFF-(ON)	DPDT	7	Power Out [1]	Power In [1]	Power Out [2]	Power Out [3]	Power In [2]	Power Out [4]	Earth	
ON-ON-ON	DPTT	8	Power Out [1]	Power In [1]	Power Out [2]	Power Out [2]	Power In [2]	Power Out [3]	Earth	Power In [3]
ON-ON-OFF	DPDT	6		Power In [1]	Power Out [1]		Power In [2]	Power Out [2]	Earth	Power In [3]
(ON)-ON-OFF	DPDT	6		Power In [1]	Power Out [1]		Power In [2]	Power Out [2]	Earth	Power In [3]
(ON)-ON-(ON)	DPTT	8	Power Out [1]	Power In [1]	Power Out [2]	Power Out [2]	Power In [2]	Power Out [3]	Earth	Power In [3]

One Lens



Two Lens































































No Lens



Laser Engraving
































Printed Symbols Code:











































































B1	B2	B3	B4	B5	B6	B7	B8	B9	B10	B11	B12	B13	B14	B15
 RUNNING LIGHT	 ANCHOR LIGHT	 LIGHT	 INTERIOR LIGHT	 HIGH BEAM	 LOW BEAM	 SIDE MARKER LIGHT	 WORK LIGHT	 WORK LAMP	 WASHER	 WIPER	 WIPER / WASHER	 ANCHOR	 HAZARD WARNING	 HORN
B16	B17	B18	B19	B20	B21	B22	B23	B24	B25	B26	B27	B28	B29	B30
 FRESH WATER	 BLOWER	 BILGE BLOWER	 BILGE PUMP	 BILGE PUMP # 1	 BILGE PUMP # 2	 DEPTH SOUNDER	 TRIM TABS	 TRIM TABS	 SUPPLEMENTAL STEERING	 POWER	 REFRIGERATOR	 RADIO	 12V.	 FRIDGE
B31	B32	B33	B34	B35	B36	B37	B38	B39	B40	B41	B42	B43	B44	B45
 DRIVE TILT	 ROTARY BEACON	 FOG LIGHT	 NAVIGATION LIGHT	 FISH BOX	 CABIN LIGHT	 WATER PUMP	 SPEAKER	 RUNNING/ANCHOR LIGHTS	 WINDSCREEN HEATING	 GPS	 COMPASS	 MACERATOR	 WARM AIR BLOWER	 LIGHT
B46	B47	B48	B49	B50	B51	B52	B53	B54	B55	B56	B57	B58	B59	B60
 READING LIGHTS	 ARROWS	 HORN REAR	 WATER PRESSURE	 PANEL LTS	 ENGINE HATCH	 AUX	 HORN	 BLOWER	 ANCHOR	 MASTER LIGHT	 HYDRAULIC HAMMER	 ACC	 STEREO	 SIDE MARKER LAMPS

Printed Symbols Code:

J1	J2	J3	J4	J5	J6	J7	J8	J9	J10	J11	J12	J13	J14	J15
								OFF-ROAD LIGHTS	REVERSE LIGHTS	DRIVING LIGHTS	CAMP LIGHT	WINCH ISOLATOR	WINCH FREESPOOL	WINCH POWER
J16	J17	J18	J19	J20	J21	J22	J23	J24	J25	J26	J27	J28	J29	J30
WINCH	WINCH OUT WINCH IN	OPEN CLOSE	FOG LIGHTS	REAR FOG LAMP	AUX LIGHTS	BACKUP LIGHTS	FRONT DIFF LOCK	REAR DIFF LOCK	COMPRESSOR	ENGINE START	ENGINE STOP	ENGINE FAN	ENGINE FILTER	REAR DEFOGGER
J31	J32	J33	J34	J35	J36	J37	J38	J39	J40	J41	J42	J43	J44	J45
REAR WINDOW WIPER	REAR WIPER / WASHER	ROOF LIGHTS	EXTERIOR MIRROR DEFROSTER	POWER WINDOW	LED LIGHT BAR	FRONT WHEELS DIFFERENTIAL LOCK	REAR WHEELS DIFFERENTIAL LOCK	WATER PUMP	A / C	LOADING FLOOR LAMP	WINDSHIELD LIGHTS	FRONT ROOF LIGHT	REAR ROOF LIGHT	ZOMBIE LIGHTS
J46	J47	J48	J49	J50	J51	J52	J53	J54	J55	J56	J57	J58	J59	J60
ROCK LIGHTS	AUXILLARY BATTERY	FUEL PUMP	CAMPER POWER	CRUISE CONTROL	BUNNY BURNERS	MUSIC	HANDICAP	PHOTOGRAPH	LOCK UP	LOCK UP	REVERSE CAMERA	TRAY LIGHTS	REAR LIGHTS	AWNING LIGHTS
									MANUAL					

J61	J62	J63	J64	J65	J66	J67	J68	J69	J70	J71	J72	J73	J74	J75
 LED LIGHT BAR	 ROOF LED LIGHT BAR	 UHF RADIO	 12V INVERTER	 THERMO FANS	 SPOT LIGHTS	 STROBE LIGHTS	 AUX BATTERY	 SIDE LIGHTS	 BEACON	 WORK LAMP	 WORK LAMP	 LEFT SIDE LIGHTS	 RIGHT SIDE LIGHTS	 TOILET
J76	J77	J78	J79	J80	J81	J82	J83	J84	J85	J86	J87	J88	J89	J90
 HIGH ECO WINTER	 AIR COMPRESSOR	 FLOOD LIGHTS	 DOG CAGE LIGHT	 ON BOARD AIR	 OVERHEAD LIGHTS	 ENGINE BAY LIGHT	 SINGLE ROW LIGHT BAR	 SUB TANK	 FAN	 USB POWER	 INVERTER	 HAZARDS		



 FRONT DIFFERENTIAL LOCK	 BACKUP LIGHTS	 BUMPER LIGHT BAR	 CAMP LIGHT	 CAMPER POWER	 COMPRESSOR	 DRIVING LIGHTS	 FUEL PUMP	 IN OUT	 LED LIGHT BAR	 OFF-ROAD LIGHTS	 REAR DIFFERENTIAL LOCK	 REVERSE LIGHTS	 ROCK LIGHTS	 ROOF LIGHTS
JJ16	JJ17	JJ18	JJ19	JJ20	JJ21	JJ22	JJ23	JJ24	JJ25	JJ26	JJ27	JJ28	JJ29	JJ30
 WINCH FREESPOOL	 WINCH ISOLATOR	 ZOMBIE LIGHTS	 REVERSE CAMERA	 FLUX CAPACITOR	 TRAY LIGHTS	 SPOT LIGHTS	 REAR LIGHTS	 BURN YA BASTARD	 WINCH POWER	 LEFT BUTTON	 RIGHT BUTTON	 HID POOLS	 WINDSHIELD LIGHT BAR	 DUST LIGHT
JJ31	JJ32	JJ33	JJ34	JJ35	JJ36	JJ37	JJ38	JJ39	JJ40	JJ41	JJ42	JJ43	JJ44	JJ45
 ZOMBIE TARGETING SYSTEM	 WINCH CAM FRONT WINCH CAM BACK	 AUXILIARY BATTERY	 LED LIGHT BAR	 DUAL LED LIGHT BARS	 LED WORK LIGHTS	 SIDE LIGHTS	 SWAY BAR DISCONNECT	 BUNNY BURNERS	 FRONT LOCKER	 REAR LOCKER	 REAR VIEW CAMERA	 REAR LIGHTS	 Engine "idle up"	 AIR COMPRESSOR
JJ46	JJ47	JJ48	JJ49	JJ50	JJ51	JJ52	JJ53	JJ54	JJ55	JJ56	JJ57	JJ58	JJ59	JJ60
 BULL BAR L.E.D LIGHT BAR	 AURORA L.E.D BAR LIGHTS	 AURORA L.E.D ROOF LIGHTS	 BEER	 BEACON	 PTO	 WORK LAMP	 WORK LAMP	 RIGHT LIGHT	 LEFT LIGHT	 WINCH IN WINCH OUT	 INTERIOR LIGHTS	 TOILET	 IN OUT	 REAR LIGHTS
JJ61	JJ62	JJ63	JJ64	JJ65	JJ66	JJ67	JJ68	JJ69	JJ70	JJ71	JJ72	JJ73	JJ74	JJ75
 LIGHTED WHIP	 4 WHEEL STEERING	 4x4 2x4	 Up MASTER Down	 SOFT RIDE FIRM	 PARK BRAKE	 HAZARD FLASHERS	 CARGO LIGHT	 REVERSE LIGHTS	 AIR COMPRESSOR	 AUX LIGHTS	 ROOF LED LIGHT BAR	 INVERTER	 SPOTTIES	 THERMOFAN
JJ76	JJ77	JJ78	JJ79	JJ80	JJ81	JJ82	JJ83	JJ84	JJ85	JJ86	JJ87	JJ88	JJ89	JJ90
 FOG LIGHTS	 WINCH POWER	 GENSSI	 PUSH TO START	 BATTERY POWER	 COOLING FANS	 HAZARDS	 HEAD LIGHTS	 BACKUP LIGHTS	 FAN OVERRIDE					



A1. ON-OFF/SPST/2P/No Lens

No Electricity 2=3

ON-OFF A1

A2. ON-OFF/DPST/4P/No Lens

No Electricity 2=3 5=6

ON-OFF A2

A3. ON-OFF/SPST/3P/One Lens

↓ Lighting

No Electricity 2=3

ON-OFF A3

A4. ON-OFF/DPST/5P/One Lens

↓ Lighting

No Electricity 2=3 5=6

ON-OFF A4

B1. (ON)-OFF/SPST/2P/No Lens

No Electricity 2=3

(ON)-OFF B1

B2. (ON)-OFF/DPST/4P/No Lens

No Electricity 2=3 5=6

(ON)-OFF B2

B3. (ON)-OFF/SPST/3P/One Lens

↓ Lighting

No Electricity 2=3

(ON)-OFF B3

B4. (ON)-OFF/DPST/5P/One Lens

↓ Lighting

No Electricity 2=3 5=6

(ON)-OFF B4

C1. ON-ON/SPDT/3P/No Lens

1=2 2=3

ON-ON C1

C2. ON-ON/DPDT/6P/No Lens

1=2 4=5 2=3 5=6

ON-ON C2

C3. ON-ON/SPDT/4P/Two Lens

Lighting ↓

1=2 2=3

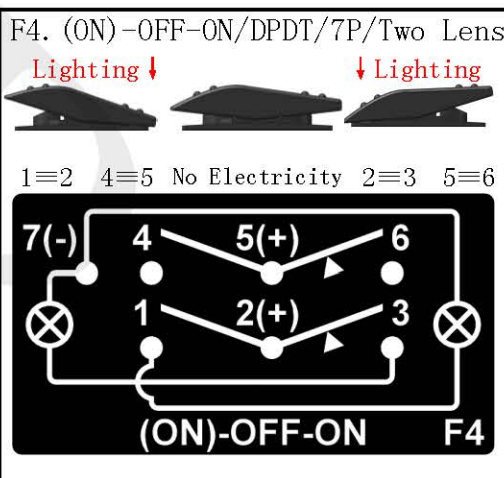
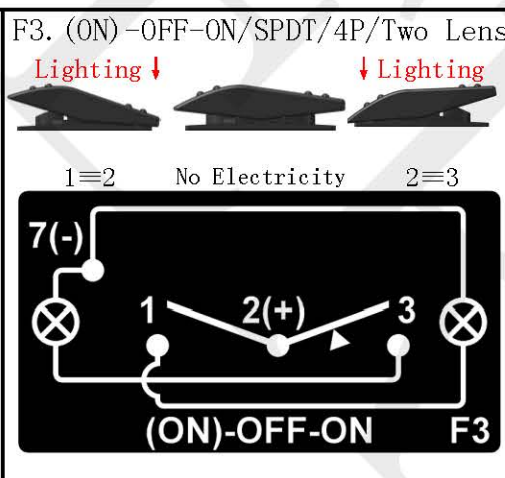
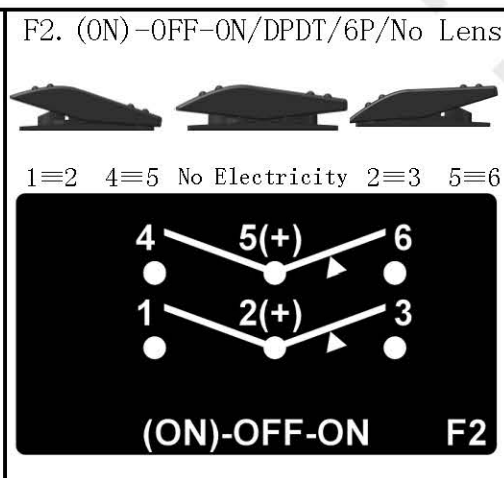
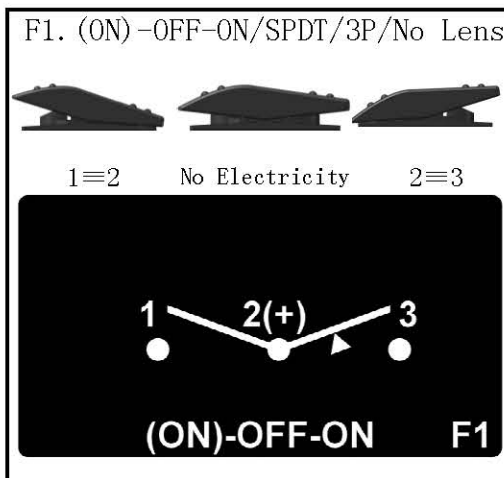
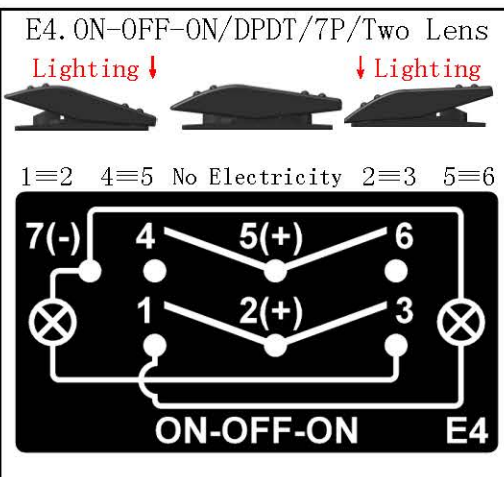
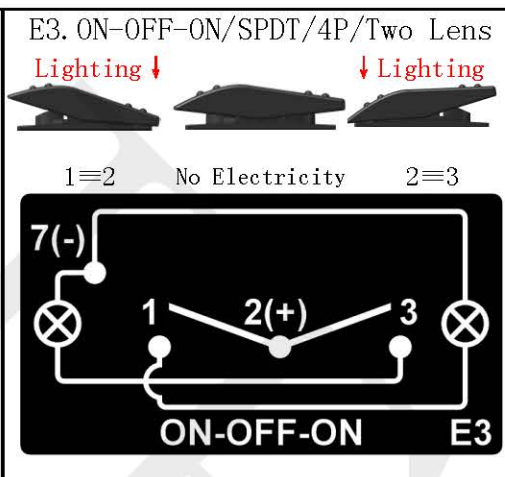
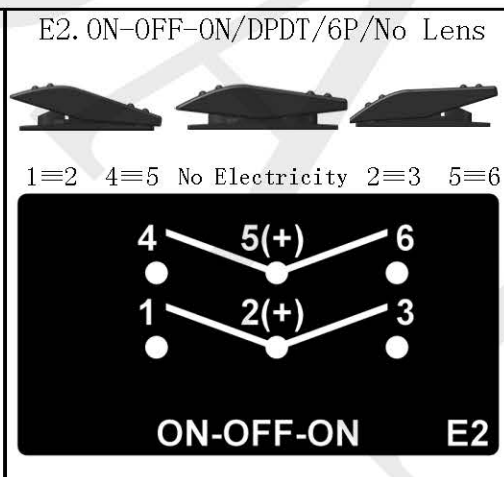
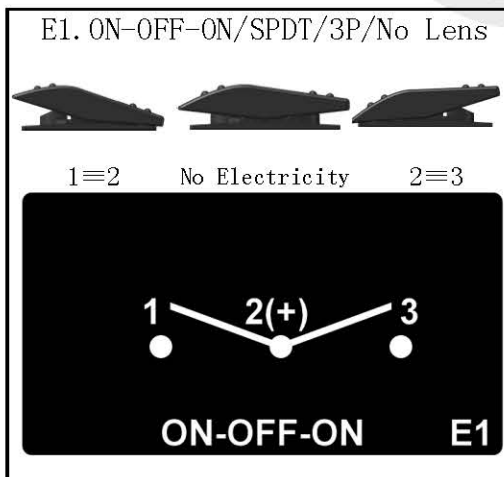
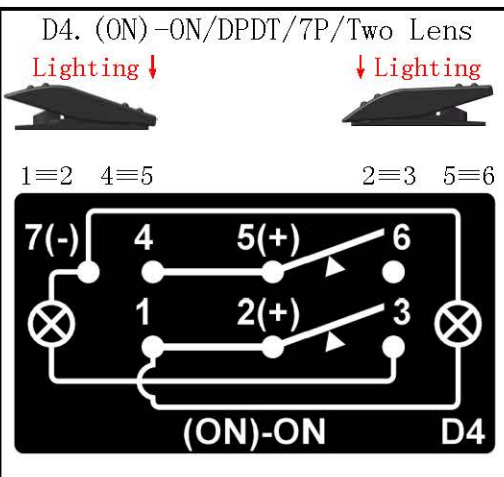
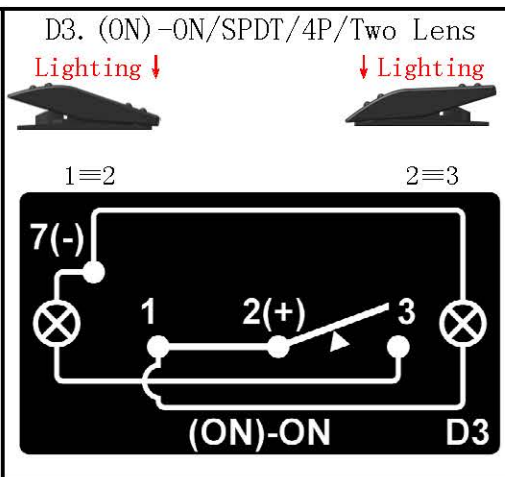
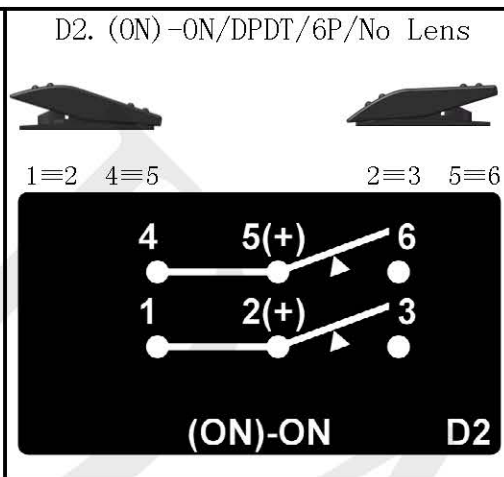
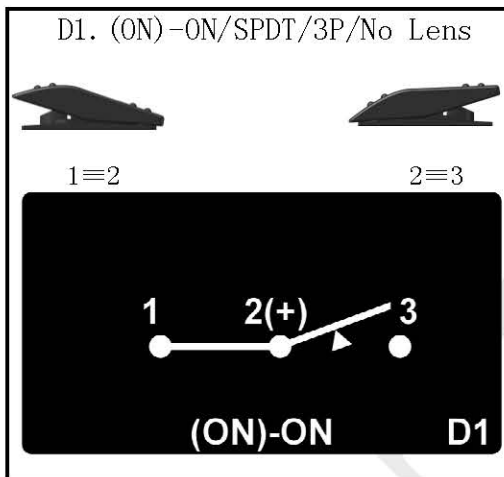
ON-ON C3

C4. ON-ON/DPDT/7P/Two Lens

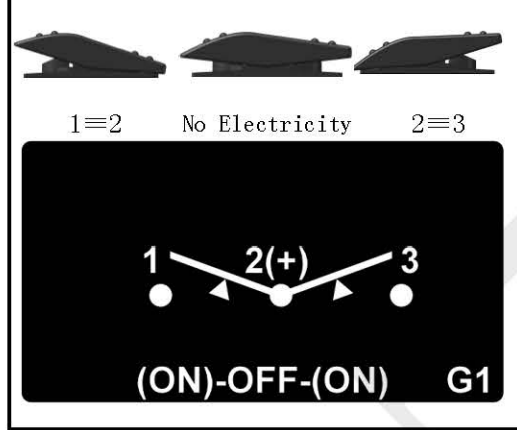
Lighting ↓

1=2 4=5 2=3 5=6

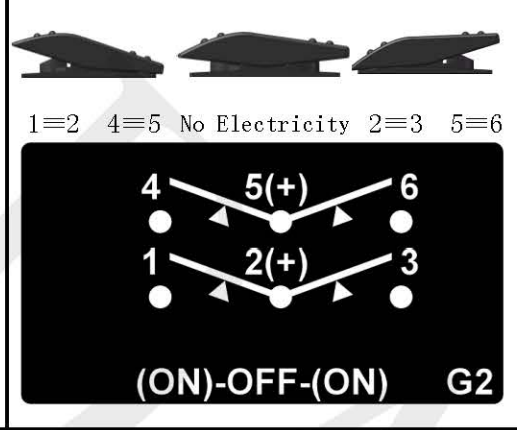
ON-ON C4



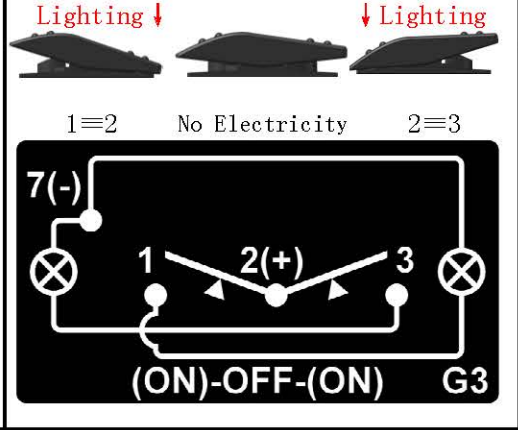
G1. (ON)-OFF-(ON)/SPDT/3P/No Lens



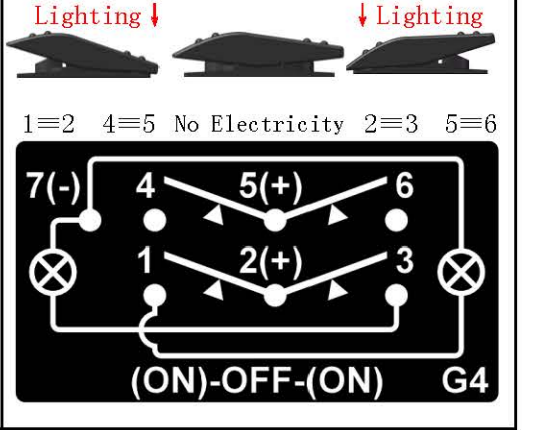
G2. (ON)-OFF-(ON)/DPDT/6P/No Lens



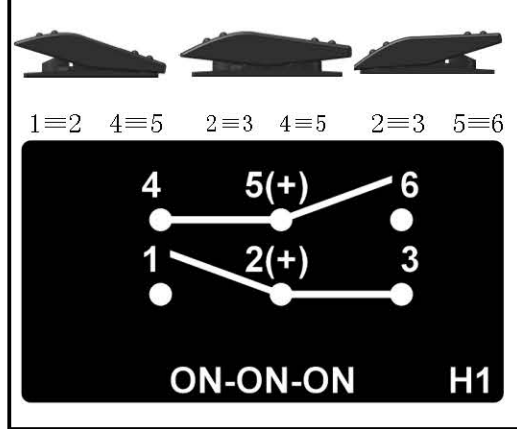
G3. (ON)-OFF-(ON)/SPDT/4P/Two Lens



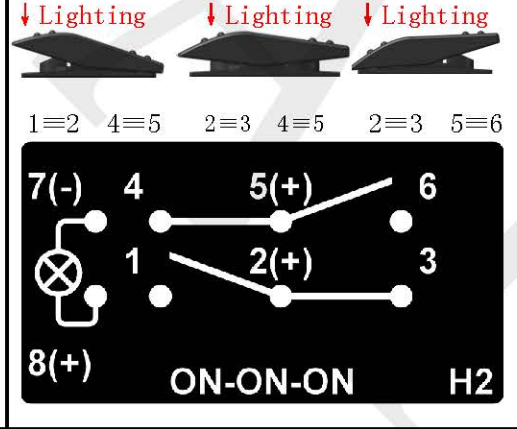
G4. (ON)-OFF-(ON)/DPDT/7P/Two Lens



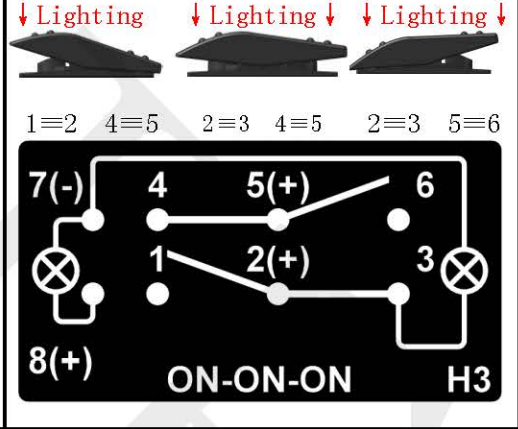
H1. ON-ON-ON/DPTT/6P/No Lens



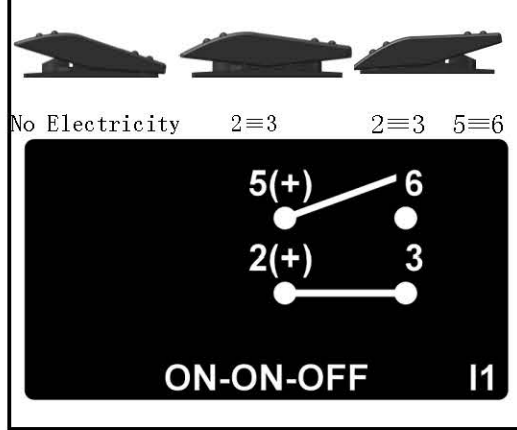
H2. ON-ON-ON/DPTT/8P/One Lens



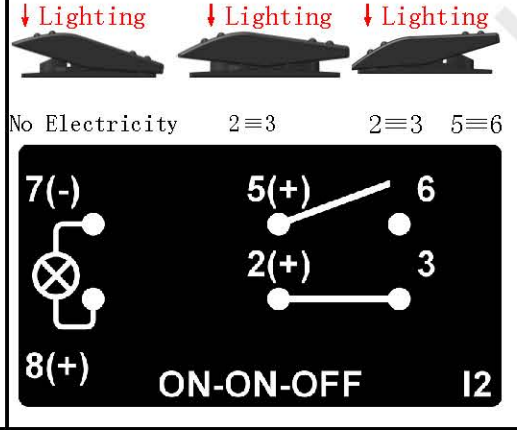
H3. ON-ON-ON/DPTT/8P/Two Lens



I1. ON-ON-OFF/DPDT/4P/No Lens



I2. ON-ON-OFF/DPDT/6P/One Lens



I3. ON-ON-OFF/DPDT/6P/Two Lens

